



# Rose Lore

## Mesa-East Valley Rose Society

Affiliated with the American Rose Society

Dona L. Martin, Editor

www.roses4az-mevrs.org

November 2006

**Thursday**  
**November 9th, 2006**  
**7:00 p.m.**

Monthly meeting, Elsner Library  
Community Room  
New Member Orientation 6:30 p.m.

### New Rose Introductions!

We are always anxious to know what new roses will be available at the start of the season.

#### LeRoy Brady

Will do a colorful presentation on what we can look forward to, but more importantly, which ones should do well in Arizona!

**Tickets available for**  
**Annual All AZ Banquet 12/2**  
**And**  
**MEVRS Holiday Party 12/6**

**Your friends and family**  
**are always welcome.**  
**Refreshments will be served.**  
**Bring your rose questions**

### What's inside this issue...

New Minis and Minifloras - Bob Martin	1, 3-5
President's Message - Dona Martin	2
In The Garden With The Henslins - SamPresley	6-7
Arrangements 101 Part II - Bob Martin	8-10
Rose Care For November - Dona Martin	11
We Love Our Deadheaders! Photo story	12-13
<i>Growing Roses In The Desert</i> Booklet info	14
Fall Rose Shows & Events / Email messages	14
Membership/Officers/Consulting Rosarians	15

### Newer Miniature & Minifloras in Our Garden

By Robert B. Martin Jr.

Each year, from 1998 through 2001, I wrote an article titled "New Miniatures in My Garden". As a long-time fan of miniature roses, it offered my personal evaluation of some of the new minis based on my own experience in my Pasadena, California, primarily from an exhibitor's viewpoint. The series was popular and the articles were re-published widely throughout the country.

I have not written a comparable article since moving to Arizona in 2002 – at least not until now. A stranger in a strange land, I first wanted to see how minis grow here and what differences there are in climate, soil conditions and other factors affecting the growth of miniatures. And what did I find out? Well, as I have said now perhaps too many times, Arizona is not California. And yes, it is hot here – as hot as I imagined. But what I had not imagined is how long it stays hot. Day after day after day, 100-degree temperatures just pound the roses and more so the rose gardener. The first year I was here, it set some kind of a record with 120 plus days in a row of temperatures over 100 degrees. Also it is much more dry and windy than I had imagined. The hot dry winds blow through the rose garden and suck the substance from the roses so that their vase life, if "life" can be used as a word here, is marginal at best.

But you can grow roses in Arizona and beautiful roses at that. Our blooms of April and November are as

good as I have seen in California. The rose people are nice, maybe even nicer. And the weather of the winter, including beautiful months like February and March, is a lot nicer than California.

So what does this have to do with my series of articles on new miniatures? It has a lot to do with it. I still order a lot of new miniatures and minifloras each year and several hybridizers send me roses to test. My latest inventory tells me we are now growing 160 miniatures and minifloras of 97 different varieties. There are also a number that have departed from my garden, either because they died in the heat, or because I removed them. (I use the word "I" here intentionally because Dona, sweetheart that she is, is loathe to remove a rose from the garden; in fact I cannot remember a time when she suggested one should be removed. "I", on the other hand, am Dr. Death when it comes to roses that are not performing.) Anyway, there are a lot of new miniatures and minifloras to evaluate and I thought it would be useful to reinstate my series, this time from an Arizona perspective.

I have commented above on the climate differences and it is also useful to keep in mind what this means when it comes to evaluating new roses. In California, I typically started miniatures in one-gallon containers and moved them to 7-gallon squat containers as they matured. If they did fine in a 7-gallon container I left them there, but if they continued to get large I would seek a ground space for them. Ground space was at

(Continued on page 3)

## MEMBERSHIP DISCOUNTS

The following nurseries will give MEVRS members a 10% discount (unless otherwise indicated) on any rose-related purchase when you show your membership card. In some stores you must pay by cash or check only to receive the discount.

**Be sure to get your annual Membership Card from the Membership Chairman.**

### A & P Nurseries

All three East Valley locations  
(15% off all products, except  
Advertised Specials.)

**Pine needle much came in  
7/15 and is now bagged!**  
2601 E. Baseline Rd.  
480-892-7939

### Baker's Nursery

3414 N. 40th St., Phx

### Berridge Nursery

4647 E. Camelback Rd., Phx  
**Potted roses always in stock!**

### Gardener's World

3401 E. Baseline Rd., Phx

### Harper's Nursery

Three locations:  
Mesa, Scottsdale and Phx  
480-964-4909 (Mesa)

### Summer Winds Nursery

3160 S. Country Club Dr., Mesa  
480-892-1469

### Treeland Nursery

2900 S. Country Club Dr., Mesa  
480-497-2525

**When you patronize  
these businesses, please  
remember to thank the  
manager for supporting  
the MEVRS!**

## President's Message

By Dona Martin

It's rose show month! Always an exciting time, it means the peak of fall bloom is around the corner. Hard to believe after such a rough summer, but the roses are really starting to grow and look great.

Our **50th Annual Rose and Arrangement Show, "50 Golden Years,"** is Saturday, **November 18th**. We need lots of volunteers to **set-up the rose show** on Friday afternoon the 17th and to help in various capacities throughout the day Saturday until cleaning up, about 4 p.m. **The Pruning Demonstration** will be at 2:30 pm. Sharing the responsibilities of events like this gives us experience, new friends and more knowledge about roses. Please find several hours to help and return to roses a little of what they give us.

We actually have four rose shows to look forward to this fall. The Arizona West Valley Rose Society Show on **November 4<sup>th</sup>**, Green Valley Rose Society Show on **November 5<sup>th</sup>**, our MEVRS Rose Show on **November 18<sup>th</sup>** and the All Arizona Banquet & Rose Show on **December 2<sup>nd</sup>**. This is also a wonderful time to look at the many varieties of roses shown before you make your selections for planting next year. Remember, the roses all came from bushes that survived the summer and so are proven to be hardy for the valley.

The shows are also a great opportunity for **novice exhibitors** to enter roses. At our MEVRS show we will have a special table set up for the novice. There will be a veteran exhibitor on hand to help you get organized and show you how to groom your bloom to look its best. The day before the show or early on Saturday morning, cut a few blooms that look good and bring them to the show during the morning preparation and entry time. If it has good leaves cut about a 12 to 24" stem, depending on the size of the bloom. If not, just bring it with a short stem and we will show you how to enter just the bloom. There is a category for everything, so if you think it looks good – bring it.

The **All Arizona Banquet Rose Societies Banquet and Rose Show, "Fiesta de las Rosas,"** on **December 2<sup>nd</sup> in Phoenix**, gives us not only the last opportunity to share our fall blooms, but to visit our rose friends from around the state and share in a fantastic program. Our speaker is **Dan Bifano** of Santa Barbara, who designed and cares for tens of thousands of roses in gardens like that belonging to **Oprah Winfrey**. The event is at Embassy Suites, Greenway and I-17. Check out our flyer for more information. Tickets are available from **Marylou Coffman** and will be available at our general meeting and at the rose shows.

Have a wonderful Thanksgiving and remember to spend a little time enjoying your roses. Then join us for the **MEVRS Annual Holiday Dinner on December 6th** at Val Vista Lake Clubhouse. See page 10 for the scoop on this event!

So this is going to be a busy and rosy month for all of us, with fabulous weather and even better roses! See you all at the meeting and show!

(Continued from page 1) *New Minis/Minifloras* a premium in my former California garden so most miniatures never made it to the ground.

In California I typically received the new miniatures in the late fall or winter. The first bloom cycle came in mid to late April and there would often be some blooms to evaluate. A second very good bloom cycle came in June and there was more to see. The roses continued to grow well during the summer, thought the blooms were of lesser quality, and I got two more summer bloom cycles to consider.

Finally, there was a magnificent fall bloom that came in mid to late October. Consequently, after a year with the new roses, I had a pretty good idea what I was dealing with.

Arizona is different. The miniatures still arrive in late fall and during the winter. The first bloom cycle comes in early to mid April so the roses are a little less established at the time of the first bloom than in California. By mid May, the 100-degree weather arrives and the question becomes not what they look like, but whether they're going to survive. The only evaluation I can give during the summer, or by its end, is whether the plant lived or not. Finally after this brutal baptism, they come back and I get a decent fall bloom in the first year. But compared to California I have had the opportunity of seeing but one good bloom cycle in the first year.

Another difference with California is in the use of containers. In California most of my miniatures and minifloras spent their lives in containers. But containers are tough in Arizona. The sun beats on their sides and they become as ovens to the roses. Watering must be done daily, sometimes twice daily, and the penalty for an overlooked drip line inadvertently knocked out of a container is death to the rose. But we do have more land here than I did in California so most of the miniatures get a spot in the ground after a year or so.

The bottom line is that it takes longer to evaluate a new miniature or miniflora in Arizona than it does in

California. It takes at least two years, and sometimes three. This means that we need to be patient with our newer roses and not be so quick to pass judgments and whip out the shovel. It also means we need to be a little more selective in the first place so we don't waste a lot of time and space on roses that are not going to do well for us. To help with that, here is my evaluation, Arizona style, of the newer miniatures and minifloras added to our garden over the last three years.

#### **MINIATURES:**

##### **'Aristocrat', pb 2001 (White)**

Deep pink blooms of occasional excellent form that moves quickly. Too petite to be Queen and the bush stopped growing, so I sent one of two away. The remaining bush, perhaps aware of the exile of its brother, took off and grew strongly with some excellent blooms this last April. But, the blooms are still petite and to rose show judges, petite is pretty much passé.

##### **'Baby Boomer', mp 2001 (Benardella)**

Clean pink, well formed blooms on a large bush. Blooms are too small to compete for queen and move to quickly for use in a collection. Bush is large and vigorous, but the canes are bare at the bottom and much more susceptible to sunburn than typical.

##### **'Bees Knees', yb 1998 (J&P)**

This is simply a great miniature that every exhibitor and rose gardener should be growing. The bush is huge and vigorous and simply covers itself with hundreds of blooms of exhibition quality. The color comes out best in bright sunshine and there's plenty of that here.

##### **'Breath of Spring', my 2002 (Bridges)**

A bud with a spiral center suggests it will open to classic form, but then it loses its center quickly and the outer petals don't come down to the horizontal. May be a good show rose for judges who like tulips, but I don't think so here. It makes a very tall, upright bush with so-so foliage.

##### **'Caliente', dr 2005 (Benardella)**

Makes dark red blooms of excellent

form, but I'd like to see some more vigor and stronger stems. The bush, which came as a test plant before it was introduced, is now in the ground and still pretty puny. Perhaps a little more time.

##### **'Dancing Flame', yb 2001 (Tucker)**

Well established bushes gave me the rich yellow color and the form is impeccable. A queen candidate at every show. Bushes have more dieback from sun than average, but keep on putting out new canes to replace the ones that turn to toast.

##### **'Dorothy Rose', ob 1998 (Jones)**

This is a very nice orange and white striped single bred by ARS President Steve Jones and named after his mother. I have had it less than a year, but it has shot up like a weed and is already producing beautiful blooms. I need to find a place in the ground for it.

##### **'Doris Morgan', ob 1998 (Bridges)**

A deep pink with a silver reverse. It is very vigorous and blooms abundantly, but the large blooms just can't seem to make sufficient stems or consistent form, other than that of a small cabbage.

##### **'Erin Alonso', my 2002 (Alonso)**

A bright yellow sport of the superb Bees Knees, with all of its good qualities. It does appear to have fewer petals than 'Bee's Knees' and is not as consistent in its show form.

##### **'Heather Sproul', mp 2005 (Sproul)**

The very first bloom on a young plant in a one-gallon pot was excellent and of royal quality. The bush appears to have adequate vigor and makes nice clear pink blooms of excellent form that continue to come consistently on maturing plants. I think this will be an outstanding show and garden rose for Arizona.

##### **'Nancy Jean', ab 2002 (Rickard)**

The breeder, my friend Vern Rickard, registered it as a miniature and despite pleas from around the country, refuses to re-register it a miniflora. In Arizona it is twice the size of any

(Continued on page 4)

(Continued from page 3) *New Minis/Minifloras* miniature I grow. By any classification the rich tan blooms have superb form similar to the great miniature 'Fairhope'. It is slow to repeat and stingy of bloom, but nearly every one is of show quality. This is for exhibitors and arrangers who like the novel color.

**'Norwich Sweetheart', mr 2004 (Berg)**

A well-behaved little bush produced bright neon pink blooms of pretty good form, but the blooms had been too petite. Threatened with a shovel the bushes took off and produced some high quality show blooms this spring.

**'Pixie Dust', yb 2003 (Denton)**

This is a petite beauty from Canadian hybridizer Tony Denson with pink and white blooms of form similar to Kristin. I'm still afraid it will be too small to show well, but I put it in the ground to see if I can get a larger bush and blooms.

**'Ruby', mr 2001 (Benardella)**

Makes little bitty red blooms like rubies here. The form is good, but stems are thin and there just is not enough size. It is gone.

**'Tammy Darlene', pb 2001 (Rickard)**

Once upon a time last spring I was looking at some nice blooms on Nancy Jean and next to it I observed this killer show bloom of pink with a yellow reverse. The name tag had disappeared so I went into the house to check my records and concluded this was 'Tammy Darlene'. Pity it was too early in the week for it to hold and be Queen, but I am impressed and bought it a new name tag. It is bred from 'Fairhope' and might be a sleeper here.

**MINIFLORAS:**

**'Butter Cream', my 2002 (Martin)**

My mini-flora is clearly one of the best. Here it blooms abundantly on a mannerly, clean plant with strong stems. The form is consistent, even on the youngest of plants, although occasionally the center is low and will benefit from some light grooming. The foliage is iron-clad and this makes a great

garden bush in Arizona. Everyone should be growing it.

**'Charismatic', pb 2004 (Tucker)**

A superb show rose with consistent color of rich red mixed with white, excellent form and great substance, all appearing generously on an upright bush with good vigor. Inexplicably, Robbie Tucker has dropped it from his Rosemania.com catalogue. Call and pester him to sell one to you – this is an excellent rose for Arizona.

**'Class of '73', pb 2004 (Tucker)**

Last year I reported in *Horizon Roses* that this rose has impeccable form, but absolutely no discernable color, sort of a dirty white with grungy pink overtones. But as soon as those woods appeared in print a beautiful spray and beautiful bloom appeared, creamy white with an orange edge. The bloom won miniflora queen and the spray was judged the best horticultural entry in an Arizona show. So I kept it. The bushes are strongly vigorous. I do not recommend it for the average gardener.

**'Conundrum', yb 2003 (Tucker)**

This is a superb miniflora for Arizona. The color is rich and the form is excellent, though the blooms can move a little fast and needs to be cut tight. We've already won four queens with it here. The bush is huge and the foliage often ratty, mildew-prone and oversized. But the blooms work for show at all stages of bloom. There is no conundrum here – this is a great show rose. It is also good for those who like bright color in the garden and are willing to put up with a ratty bush to get it.

**'Dr John Dickman', m 2002 (Bridges)**

New bushes in pots are off to a great start producing very well formed blooms of deep purple blooms with red edges on long stems. The stems are still a little weak, but the bushes appear to have great vigor. They have just gone into the ground. Mike Jepsen has shown some beautiful examples in Arizona shows.

**'Double Gold', my 1999 (Saville)**

Adequate grower that produced nary a

show bloom, nor much of anything else in the way of a flower. It is gone.

**'Jerry Lynn' ab 2004 (Tucker)**

Moderate bush produced pretty porcelain pink blooms of good form, but they have very little substance and the form is very soft and will not hold in Arizona. I like the color and have been keeping the bush hoping that maybe in the late fall it will do better.

**'Leading Lady', 2006 (Benardella)**

This is a brand new 2006 Award of Excellence winner that I have had but a year. It is already producing nicely formed light pink/white bicolor blooms and looks like its going to be really good. Was on the winners table in Dallas.

**'Luscious Lucy', pb 2004 (Tucker)**

The bushes are vigorous and the blooms keep getting better. It has a pretty color of cream edged in red/deep pink and pretty good form. The substance is, however, questionable.

**'Memphis King' dr 2003 (Wells)**

This is a vigorous grower that tends to sprawl. The deep velvet red blooms show good spiral form, but so far the stems have been spindly and incapable of holding the bloom upright. More time is needed.

**'Peter Cottontail', w 2005 (Martin)**

My miniflora sister seedling of Butter Cream makes large, often very large, white blooms, sometimes with pink in the center. The high-centered blooms are abundant, much less consistent in form than 'Butter Cream' and occasionally better. The bush is large, vigorous, upright and nearly impervious to disease, at least here in Arizona.

**Conclusion**

Well there you have it. We have a whole new crop of additional minis and minifloras that are still too new to say anything about and I've been studying the catalogues and reports to see what else we must have. But one thing is clear – there are a lot of nice new miniatures and minifloras that grow well in Arizona. Try some of these wonderful varieties and you won't be disappointed!






*Butter Cream*

10.22.2006

Winning entry by Suzanne Horn for Miniflora Basket



*Peter Cottontail*



*Luscious Lucy*

Also available to find out more about the very newest roses...


### *Horizon Roses 2006*

Reviews of American's newest Exhibition roses, compiled annually by regional editors and reporters from around the country. Published for over thirty years by Bill McMahon, this 80 page booklet has now passed to Bob Martin for final editing and publishing. Comments generally cover the first five years following a rose's introduction. The 1618 reports are for Hybrid Teas, Grandifloras, Floribundas, Miniatures and Minifloras.

Copies are available from Bob Martin directly or by mail from Johnny Premeaux, 700 Westbury, Orange, TX 77630, for \$10. All profits go the Shreveport ARS/Horizon Gardens.




*Dancing Flame*



*Class of '73*



*Charismatic*




*Memphis King*



*Conundrum*



*Nancy Jean*



*Jerry Lynn*

## *In the garden with...*

### **Bill and Phyllis Henslin**

By Sam Presley

We've all heard of someone being referred to as "not the sharpest tool in the shed," but that pun certainly does not apply to the Henslins. Just last month you could find Bill at the Mesa Community College (MCC) Rose Garden sharpening pruners and loppers for all the "deadheaders" and society members, while Phyllis provided fall pruning demonstrations to newcomers and us regular folk. In addition, the Henslins will probably donate their "skills" once again in January to the MCC rose garden and MEVRS. They are a team and they serve their family, friends and community. But in my opinion, their greatest skill and/or contribution has been their ability to "grow" a marriage of 50+ years. As a means to get to know the Henslins, Phyllis answered the following questions concerning her rose growing:

#### **How would you describe your rose garden in terms of the types of roses, the quantities and how you grow them?**

*Our two rose gardens are rather unique. They are located in two separate yards a block apart. We have a mixture of hybrid teas, miniatures, floribundas, climbers and tree roses. At our home we have 25 roses and at our other garden we have 45 roses. The second garden is at Margaret Fisch's home. Margaret is our "Adopted Mom" who loves roses, but is unable to care for them. It is a "win, win" situation for all of us, as it allows Bill and I to have more room to grow roses and Margaret has roses to enjoy!*



Margaret Fisch enjoys the roses in her yard.

#### **What was the process which led you to grow roses here in Arizona?**

*After moving from Minnesota, where you could grow roses and flowers without much effort, it was a challenge to adapt to desert gardening. Our first experience with roses*



*in Arizona was a disaster. We only had three, but none survived the first summer. About six years ago, Bill and I visited the rose garden at Mesa Community College where we got hit by the rose bug after seeing all the roses*

*in bloom there. While in the garden we were told about the Mesa-East Valley Rose Society and decided to attend the next meeting. From that point on, we were hooked on growing roses in the desert. After growing roses in pots the first couple of years, we decided to build two raised beds on the outside of our fence so our neighbors could also enjoy our roses. Hardly a day goes by that people out for their daily walks don't stop and look at our roses.*



#### **Have you ever exhibited your roses?**

*We support our local rose show in November by exhibiting some of our roses. However, our main goal is to grow roses for our enjoyment and to be able to share them with friends and neighbors. Even though we are not die hard exhibitors, we still want to grow great roses.*

#### **What advice would you give someone just starting out?**

*Don't be afraid to ask questions, join a local rose society and volunteer at the Mesa Community College rose garden. We have gained so much knowledge about growing roses by doing all three. Plus, you make some wonderful friendships through growing roses.*



**What do you think is most important in growing great roses?**

*Ask fellow rose growers what roses grow best in our area. Prepare a good soil mixture in which to plant your roses. Then of course water is very important. So many times I am asked by people who know we grow roses, why their roses look unhealthy or die? Most of the time after I quiz them on how much water they give their roses, that is the main culprit – not enough water.*

**What would we not know about your growing process – your secret?**

*We really don't have any secrets. However, listen to fellow rose growers and be open to suggestions. Also make sure you follow the "Golden Rule", water your roses before you fertilize and again after you get done fertilizing.*

**Have you had a mentor along the way?**

*I have to give kudos to Mike Jepsen. He has always answered our questions, no matter how silly they may be and has shared his knowledge. Also we have a wonderful group*

*of Consulting Rosarians in our Society who are willing to offer advice.*

**What offices/awards have you held/received?**

*No offices, but Bill and I volunteer in the college rose garden, plus Bill sharpens pruners for volunteers and society members and all proceeds go into the garden fund. We also help at the November rose show and the rose auction in January. We were the 2003 recipients of the MEVRS Rose Bud Award; I am a Consulting Rosarian and offer my services to anyone who needs help.*



# ARRANGEMENTS 101: Part II

By Robert B. Martin, Jr.

In the first Part of this series, published in last month's issue, I introduced the components, elements and principles of design, which represent the basic principles on which a rose arrangement is constructed. Here I now turn to the specific types of rose arrangements and describe the score card, the awards offered and some information about rose arrangement judges.

There are many types of rose arrangements and the type is normally specified in the show schedule. The three most common types of arrangements are traditional, modern and arrangements in the oriental manner. Such arrangements are termed "standard" arrangements or "miniature" arrangements. In the latter case, the schedule often incorporates size limitations that are applied to the height, length and depth of the arrangement. In addition there are numerous specialty types of arrangements, the most common of which are table classes, dried arrangements, personal adornments (corsages) and chaplets (wreathes).

Most rose shows that include arrangements offer classes for the three most common types of arrangements; other classes may be offered where the demand exists. In addition, it is common to provide a theme for the arrangements. This may be the theme of the show itself, or a variation on the show theme, with each of the separate classes being given a title reflective of the theme. For example, the theme of the 2006 MEVRS show will be "50 Golden Years" – celebrating our fifty years of rose shows. The classes draw on the themes of past shows during those 50 years. The purpose of a theme and titles is to unify the arrangements and to stimulate and challenge the imagination of the arranger in the creation of a design consistent with the theme.

### **Traditional Arrangements**

There are three types of traditional

arrangements: line, line-mass and mass. All traditional designs stress smooth transitions and harmonious relationships in which the lines converge to a strong center of interest, called the "focal point". A traditional arrangement is executed in one container and has one point of emergence, usually at the lower front center of the container; this generally being the focal point. A traditional arrangement usually has a front and a back and is executed with the front facing the viewer.

A mass arrangement, as the term implies, is a mass of materials presented in a symmetrical fashion without crowding so that each bloom is distinct. It can be oval, fan-shaped or triangular in design with the materials placed radially leading to the focal point. A line arrangement is much more restrained in its use of plant material, with the material organized in a linear fashion showing movement in one dominant direction. Lines may be vertical, horizontal, crescent, Hogarth ("S") curved or any number of combinations. A line-mass is something of a cross between a line and a mass. An arrangement, in which the dominant line and focal point are fortified with additional plant material.

### **Modern Arrangements**

The term "modern arrangement" is fairly loose and encompasses a wide range of styles that are not restricted by traditional arrangement concepts. Modern arrangements place more emphasis on space in the design and usually have more than one area of interest and focal points. They emphasize strong, bold colors, forms and textures and are usually executed in distinctive, unusual containers. "Abstract" arrangements are a form of modern arrangements in which plant materials are abstracted, i.e. distorted or shaped in an unnatural way, and placed in an unconventional manner. Modern arrangements also include unusual designs such as "free form" arrangements, hanging designs, parallel designs and even underwater designs. Creativity and artistic expression is given free reign in modern arrangements and some of the most unusual

and visually interesting arrangements are executed in this style.

### **Arrangements in the Oriental Manner**

Arrangements in the oriental manner are inspired by the Japanese art form of ikebana, however the use of the term "in the oriental manner" is intended to convey the idea that the strict formal rules of the various schools of ikebana are not necessarily followed. Nevertheless, arrangements in the oriental manner follow many of the principles of such designs. Characteristics of arrangements in the oriental manner include the use of an asymmetrical triangular form, symbolic uses of fresh plant material as appearing in nature, simplicity in design, an uneven number of roses and no crossed lines or downward moving lines.

The most common styles of arrangements in the oriental manner are moribana (lit. "piled up flowers in shallow vases") and nageire (lit. "thrown-in"). Moribana designs are triangular with a tri-dimensional placement of stems with the tips turned upwards. They are typically executed in a low container, often with water, with the needlepoint holder, referred to as the kenzan (lit. "sword mountain") placed off center with one-half to two-thirds of the container free of plant material. Nageire designs are less formal and executed in a tall container; here lines may cascade below the rim of the vase.

### **Judging Arrangements**

In judging arrangements, a score card is used which weights the relevant factors in the same manner as the scale of points is used by horticultural judges in weighting the factors used to judge a specimen exhibition bloom. In the past, the score card varied depending on the type of arrangement. The revised *Guidelines for Judging Rose Arrangements* now specifies a single official score card for use in all arrangements. The total number of points is 100 and when point scoring the convention is to subtract from the points allotted for deficiencies or as a

(Continued on page 9)



*(Continued from page 8)*

penalty. To win an ARS award, an arrangement must score a minimum of 92 points and it is not uncommon for there to be a small differential in points among the leading contenders.

The relevant factors and the weights now applied in judging arrangements are:

1. Conformance – 15 points. This requires that (a) the roses be correctly named; (b) the design type conforms to the schedule; and (c) other factors conform to the schedule. Technically, five points are allocated to each of those three factors. Here it is of note to the horticultural exhibitor that there are only two reasons for the disqualification of an arrangement entry: the use of non-outdoor grown roses and artificial plant materials. The misnaming of roses is not a cause for disqualification, nor is the failure to execute the arrangement in the style specified in the show schedule. Instead both are considered non-conforming factors and are subject to penalization.

2. Design (5 points per principle) – 30 points. This has reference to the six principles of design discussed in the first part of this series, each of which is evaluated and points subtracted for deficiencies noted.

3. Perfection of the Rose(s) – 30 pts. This factor means that the roses should be in peak condition, of good substance and with fresh foliage. Here the judge applies principles used in judging horticultural specimens, modified as appropriate to the design. Although this factor refers specifically to roses, it is understood that it is also applied to the other plant material used, which is expected to be in good condition.

4. Creativity and Expressiveness – 15 pts. This factor is largely an artistic judgment that has reference to the imaginative and creative use of materials, as well as expressiveness related to the theme of the design.

5. Distinction – 10 pts. This final factor is one that often separates the winning entry from the others and is dependent to some extent on other factors in

the arrangement. It is intended to award marked superiority in all aspects of the design and is the factor that, according to the Guidelines “sets the design apart”. This factor, although not expressed in the point scale, also has an application to horticultural specimen exhibits and is usually the “something” that distinguishes the trophy winner from the other blue ribbon winners in the class. It has been described by some writers as the “Wow” factor, which is not a bad description.

#### **Arrangement Awards**

The awards for rose arrangements differ from those for horticultural specimens. Consequently, they are often a source of confusion to horticultural exhibitors when viewing the arrangements. As with horticultural exhibits, ribbons are awarded by the judges for first through fourth place in each class. In the past, the color of the ribbons was different and this is still seen in some shows that have a backlog of old ribbons. Under the old color scheme, the first place ribbon was purple, the second place ribbon gold, the third place ribbon green and the fourth place ribbon pink. More recently, the colors have been changed to correspond to those used for horticultural specimens, namely, blue, red, yellow and white.

After the ribbons have been awarded, the first place winning entries in the broad types of classes are then evaluated against each other for ARS awards. The best standard traditional arrangement, i.e. mass, line and line-mass arrangements, may be awarded a rosette termed the “Royalty Award”. The best standard modern arrangement may be awarded a rosette termed the “Artist’s Award”. And the best arrangement in the oriental manner may be given the “Oriental Award”. There are corresponding awards for the miniature arrangements termed the “Mini-Royalty Award”, the “Mini-Artist Award” and the “Mini-Oriental Award”. For classes specifying roses with rose foliage only there is the “Princess of Arrangements” award; and for classes specifying fresh roses with dried and/or treated dried plant materials, there are the “Duchess of

Arrangements” Awards. Classes specifying dried roses qualify for the “Keepsake Award” or the “Mini-Keepsake Award”. There are also several miscellaneous awards for other types of arrangements.

The final step in the awards process is the award of ARS medal certificates. Such certificates are awarded only to arranger-grown roses where the arranger has remembered to mark “AG” on the entry tag. The three best arrangements are awarded, respectively, gold, silver and bronze certificates. Similarly, the best miniature arrangements are awarded gold, silver and bronze certificates designated for miniatures. There is only one set of certificates for each show and the award are given in the discretion of the judges, there being no requirement that they be offered or all awarded. Arrangements in all classes are eligible for such awards with the exception of challenge classes, dried arrangements and judge’s classes.

In addition to these awards there are National and, usually, District Challenge Classes for arrangements. The National Challenge Classes in particular are sometimes point scored and highly sought by arrangers as they represent the peak of their art.

#### **Arrangement Judges**

The ARS Arrangements Judging Committee has established and supervises a program to train and accredit rose arrangement judges. In order to qualify as an accredited arrangement judge, a candidate must attend an arrangement judging school and pass an examination. The candidate must also pass the ARS horticultural judges examination, although there is no requirement that the arrangement judge complete the process of becoming an accredited horticultural judge. Nevertheless, most ARS arrangement judges are also accredited ARS horticultural judges.

Having passed the examination, a candidate becomes an apprentice rose arrangements judge and must, within three years thereafter, satisfactorily

*(Continued on page 10)*

*(Continued from page 9) Arrangements 101*

judge a minimum of five shows under the supervision of other arrangement judges. During that same period, the candidate must also win three blue ribbons in rose arrangement divisions in three different classes in at least two different shows. Once all of these requirements have been satisfied, the candidate becomes an accredited arrangements judge, subject to certain renewal requirements every three years that demonstrate continued proficiency.

Arrangements at National rose shows must be judged by accredited ARS arrangement judges, however at local and some District shows, the judging teams for arrangements may include judges accredited by the Garden Club of America or the National Council of State Garden Clubs. Both of these organizations also have programs for the

accreditation of arrangement judges that have been in existence longer than the ARS program. The use of such judges has a long historical basis, although the practice has declined in recent years as the ARS program has become more established.

The practice of permitting the use of non-ARS judges to judge arrangements, as well as the fact that an arrangement judge does not have to be a horticultural judge, has led in some cases to the belief held by some that arrangement judges should be restricted solely to judging arrangements and should not be permitted to judge horticultural classes or to participate in the balloting for Queen of Show. But this view is wrong. Arrangement judges are not doddering old ladies with diminished eyesight; most in fact are also fine ARS accredited horticultural judges. For example, in

the Pacific Southwest District nearly every accredited arrangement judge is also a horticultural judge and it is my experience that they are generally excellent horticultural judges as well. It has also been my experience that becoming an arrangements judge has improved my horticultural judging and exhibiting skills, as well as opening a whole new area of appreciation of roses.

#### **Conclusion**

As can be seen from this two part series on the basics of rose arrangements, there is a lot more to it than meets the eye. But then what meets the eye with a rose arrangement is also very beautiful and this fact alone should be reason enough to consider trying your hand at some rose arrangements. And like most everything, the way to learn about rose arrangements is to just do it. So how about it?

## *MEVRS Holiday Banquet 2006 - Wednesday, December 6th*

**Please join us!**

**Climb Christmas Mountain with its 500,000 lights, relax on the shores of Val Vista Lakes, celebrate the joys of the season.**

**Catered Dinner and Entertainment  
In the main ballroom of the VVL Clubhouse  
1800 East Lakeside Drive, Gilbert  
NE Corner of Val Vista and Lakeside Drives  
\$15 per person**

**Tickets available at the meeting, the rose show or  
from Dona Martin and Cheryl Doan  
Reserve yours now!**



## Rose Care for November

By Dona Martin

With the wonderful October weather, everyone's roses should have gotten a chance for a good recovery from summer stress. And now going into our show season, we will continue to have mild days and cool nights, just perfect for great bloom formation. For many varieties, the blooms are better in the Fall because the temperatures are getting lower as the bloom matures, allowing it to mature more slowly. This is the month to enjoy the best blooms of the fall in our area. It is a time to be attentive to fall care to maximize these blooms, help them last through the holidays and be prepared for spring.

**Watering:** If you flood irrigate, you can probably get by with watering once a week now. If you use drip irrigation, water twice a week, three to four gallons each time. Pots still need water every third day.

**Fertilizing:** We still fertilize heavily the first 15 days of the month, then give a light shot around Thanksgiving to finish out the fertilizing season. This year we are fertilizing with fish emulsion at a rate of one tablespoon per gallon of water, with one gallon applied to large rose bushes and 1/2 gallon to miniatures. Fish emulsion will improve the size and color of the blooms. Our favorite kind is Safer brand, as it has less fish oil in it and so is less offensive. Since we exhibit, we first applied it on October 21st, again on the 28th and November 5th or 6th,

with a final 1/2 rate application approximately Nov. 20th. Alternatively, you can continue using water soluble (e.g., MiracleGro, Magnum Grow, or Grow More) or granular products (Organo or Bandini Rose Foods) and just fertilize in early November. Don't forget to water both before and after fertilization. We also add Response and Messenger to foliar applications.

**Spraying:** With the warm days and cool nights, there is a good chance of mildew returning. Spray fungicide to prevent mildew. As exhibitors, we like to spray buds 2-3 times per week to keep thrips under control before the shows. Use Orthene, Talstar or Conserve. These can be mixed per label directions and applied with a hand sprayer, spritzing just the buds. A two gallon pump sprayer is more efficient for larger gardens.

**Planting:** This is also an excellent month to plant potted roses. Our temperate climate allows the root systems to become established during the winter, giving them a substantial jump on the spring growing season. These are available at some local nurseries, most notably Berridge Nursery of Phoenix and some garden centers. Out-of-state nurseries who will ship potted roses include J & K Roses (Jim Mills), Merry-Gro.com, Cool Roses and Ashdown Roses. Some of the newer suppliers of roses budded on to 'Fortuniana' understock, including the first three mentioned above, have potted stock available now and should also be given orders now for January and early to mid February shipping. There is a wide

selection of varieties, including floribundas and miniatures, climbers and antique roses, now available on 'fortuniana,' not just hybrid teas. All are shipped in one or two gallon pots. The printed list of bare root roses to be available in January from Berridge Nursery is usually available in November as well. Meanwhile, you could work on your new planting areas now before the holidays and before your next roses show up.

**Winter chores:** Didn't we just decide it was finally fall?? Winter, as others know it, hardly happens here, which gives us little down time for chores. It does come, however, with our "spring" pruning time occurring right in the middle of it! So get the jump on what we call "winter chores." These can include cleaning dead leaves and weeds out of beds, checking irrigation lines and reforming basins around bushes as needed. Continue deadheading and removing dead stems. This is also a great time to label your existing roses (yes, some of us think we will remember, but will forget!) and other garden plants.

Old garden roses can be pruned anytime after spring bloom, by the way, at which time it is usually too hot to do so. Take advantage of this great weather to cut back your OGRs to a size that works for the space in which they are planted. Doing so now will save a lot of time in January, when there is so much more to do. And finally, don't forget to cut them to take them inside for your own enjoyment and to share with others.

The Arizona Rose Societies Invite You to the  
39th Annual Awards Banquet & Rose Show  
Saturday, December 2, 2006

**"FIESTA DE LAS ROSAS"**

Embassy Suites - Phoenix  
2577 W. Greenway (I-17 & Greenway)  
602-375-1777

Our Guest Speaker Is Dan Bifano,  
Rosarian to the Stars!

Purchase Tickets By Friday, November 24th  
Ticket price is \$25.00 a person

Rose Show Entries 10:30 a.m.  
(One Entry per Person in One of the 7 Classifications Below)  
Social & Judging 11:30 a.m.  
Luncheon, Awards & Program 12:30 a.m.

Class 1 – Hybrid Tea/Grandiflora  
Class 2 – Floribunda  
Class 3 – Miniature  
Class 4 – Large Dried  
Class 5 – Miniature Dried  
Class 6 – Old Garden & Shrub & Polyantha  
Class 7 – Fully Opened/Climber



# We our “Deadheaders!”

Our wonderful Deadheaders came out each week for Fall Pruning and worked very hard in the hot weather. Both experienced and new volunteers worked side by side to prune the bushes, clean the beds and add more mulch where needed. Leaders LeRoy Brady, below, Carol Poe, Marylou Coffman, Sam and Dave Presley and others supervised where needed, provided refreshments and encouragement. This is truly a labor of love, for the Rose and the Rose Garden at MCC. Please join us back in the garden in January for Spring Pruning!





# Thanks to all!

Photos provided by Mickey Kundrat



## All About Growing Great Roses In The Desert Southwest 2nd Edition

We now have a new printing of our excellent booklet on all aspects of rose care, selection, planting, maintenance and much more!  
Newly updated.

Still \$10 for the Award Winning 56 page book!  
Available at most rose society events,  
by mail or email.



### HOW TO RECEIVE OUR EMAILS!

If you are not receiving reminder e-mails about our Rose meetings or the newsletter via e-mail & would like to, please e-mail Madge Thomas at:  
madgethomas@cox.net

Then make sure you add Madge's e-mail to your address book.

**Don't forget to let her know if your email address has changed, too!**

**madgethomas@cox.net**

### Arizona & Desert Rose Shows Holiday Events

Visit one of our Fall Rose Shows to see thousands of cut roses on display and get lots of ideas for adding to your garden.

**November 4, 2006**

**AZ West Valley Rose Society Rose Show**  
Arizona State University at the West Campus  
Phoenix, AZ

Info: Heidi Leavitt htroses@cox.net  
Entries accepted: 6:00 a.m. to 9:30am

**November 5, 2006**

**Rose Society of Green Valley Rose Show**  
Info: Bob Dahms 520-762-1692  
bdahms@mac.com; www.gvrose.org

**November 11, 2006**

**Desert Rose Society Rose Show**

*The Mystique of the Rose*  
Palm Desert Community Center  
Palm Desert, CA  
Info: Barb Steffensmeier  
760-568-2778; Bjspd@aol.com

**November 18, 2006 - Saturday**

**Mesa-East Valley Rose Society Rose Show**

Mesa Community College, Mesa, AZ  
Entries 6:30 a.m., open to Public 1:00 p.m.  
Info: Marylou Coffman  
480-926-3064; coffmanml@aol.com

**December 2, 2006 - Saturday, 11:00 a.m.**

**All Arizona Rose Societies Annual  
Banquet and Rose Show**

Show and luncheon with speaker and annual awards, being held at Embassy Suites, Phoenix Black Canyon Highway. Tickets and Info: Marylou Coffman, 480-926-3064.

**December 6, 2006 - Wednesday, 6:30 p.m.**

**MEVRS Annual Holiday Dinner & Music**

Catered dinner and entertainment to be provided at Val Vista Lakes Club House. Lakeside facility also features "Christmas Mountain," where you can walk among the 500,000 lights!

Tickets \$15 per person. Please reserve your as soon as possible. May be purchased at the November meeting or from Dona Martin, 807-3475.



# Mesa- East Valley Rose Society

You or your recipient will receive our monthly 8-12 page newsletter, local nursery discounts and more. **Membership is \$20, due June 1 of each year.** This is for a single or family unit living at the same address. New members joining after September pay \$5 per quarter, from quarter joining through the following May, payable in full at month of joining. Please bring your completed application and payment (please make check payable to **MEVRS**) to a meeting or mail to:

**MEVRS/Membership, P.O. Box 40394, Mesa, AZ 85274-0394**

Date \_\_\_\_\_ New \_\_\_\_\_ **\*Gift\*** \_\_\_\_\_ Renewal \_\_\_\_\_ Amount Paid \_\_\_\_\_  
 Cash \_\_\_\_\_ Check# \_\_\_\_\_

Names: \_\_\_\_\_

Address \_\_\_\_\_

City \_\_\_\_\_ State \_\_\_\_\_ Zip \_\_\_\_\_

Phone ( \_\_\_\_\_ ) \_\_\_\_\_ E-mail address \_\_\_\_\_

\_\_\_\_\_ **Yes! I would also like to join the national organization with which we are affiliated, the American Rose Society, for which I will receive the monthly *American Rose* magazine, the December *American Rose Annual*, the "Handbook For Selecting Roses" and more! I am including in my check an additional amount of \$37.00 for a one year membership.**

**\*\*Please note! By joining the ARS through the local society, \$5.00 of the cost will come directly back to us. Thank you for your support!**

## Standing Committees

Auction Chairman.....	Cheryl Doan .....	480-838-4062
Audit.....	tbd	
Historian.....	Stephanie Pietz .....	480-969-3398
.....	Evelyn Gannon .....	480-857-3090
Hospitality.....	Terri Sovereign.....	480-892-0972
Librarian .....	Alice Flick .....	480-839-4563
.....	Cathy Obermiller, Asst. ....	480-786-9186
Membership .....	Donna Dibble.....	480-380-4592
New Member Orientation	Dave Dibble, Asst. ....	480-380-4592
Newsletter, Editor .....	Dona Martin.....	480-807-3475
Member Emails .....	Madge Thomas .....	480-834-1130
MCC Test Garden .....	LeRoy Brady .....	480-962-9603
.....	Marylou Coffman .....	480-926-3064
.....	Dave Presley.....	480-699-6562
Publicity Team .....	Member volunteers	
Rose Garden Volunteers..	Carol Poe .....	480-895-7793
.....	Sam Presley.....	480-699-6562
Rose Show Chairman.....	LeRoy Brady .....	480-962-9603
Ways & Means.....	Mike Jepsen.....	602-312-1813
.....	Bruce Gannon .....	480-857-3090
Web site .....	Dona Martin.....	480-807-3475

## Consulting Rosarians

Larry Bell* (Ahwatukee Foothills).....	480-706-9667
Helen Baird*(NPhx, Scstdle).....	602-953-0279
LeRoy Brady* (Mesa) .....	480-962-9603
Jeannie Cochell (NE Valley)jcochell@cox.net .....	602-493-0238
Marylou Coffman* (Gilbert) .....	480-926-3064
Jo Ann Erickson (Mesa).....	480-890-1480
Phyllis Henslin (Mesa, Apache Jct.) .....	480-807-3592
Millie Hisey* (Apache Jct-winter).....	480-288-0472
Carole Holkenbrink (Chandler) .....	480-962-8227
Michael & Cindy Jepsen (Tempe) .....	602-312-1813
Ken & Peggy Jones (West Phoenix) .....	623-931-5004
Arveda Larson* (Scottsdale).....	602-953-3832
Terry* & Heidi* Leavitt (Phoenix).....	602-971-0179
Dave* & Gerry* Mahoney (Glnl/Peoria) .....	623-581-3756
Bob*# & Dona Martin (Mesa/Gilbert) .....	480-807-3475
Nelson Mitchell* (Peoria) .....	623-412-1586
Steve Sheard (Tempe, Chandler).....	480-831-2609
John F. Green (Tucson) .....	520-795-2964
Margaret "Peggy" A. Hughes (Prescott).....	928-541-0265
Cathy Rose (Tucson).....	520-722-0010
Terry Schick (Flagstaff).....	928-853-0653
Liz Strong (Tucson)Lizzie441@comcast.net.....	520-797-7890
Terry Swartz*(Tucson).....	520-623-8285

\*ARS Judge  
 #PSW District Director

Meetings are held at 7:00 pm on the 2nd Thursday of each month at  
**Mesa Community College:**  
**Paul Elsner Library Community Room**  
 1833 W. Southern Ave., Mesa, AZ  
**New Member Orientation at 6:30 pm**

### Calendar of Events

**Third Saturdays - 8 am - Volunteer Care at MCC Rose Garden**

November 4th - West Valley Rose Society Rose Show - Arizona State University at the West Campus, Phoenix - Entries accepted: 6AM to 9:30am

Info: Heidi Leavitt htroses@cox.net

November 5th - Rose Society of Green Valley Rose Show - Info: Bob Dahms 520-762-1692 / bdahms@mac.com / www.gvrose.org

**November 9th - 7pm Gen. Meeting - New Roses & What To Plant In Arizona**

November 11th - Desert Rose Society Rose Show - Palm Desert Community Center, Palm Desert, CA, Info: Barb Steffensmeier, 760-568-2778 / Bjspd@aol.com

**November 18th - Mesa-East Valley Rose Society Rose & Arrangement Show -**

Mesa Community College, Info: Marylou Coffman, 480-926-3064 / coffmanml@aol.com

**December 2 - Annual All AZ Rose Societies Banquet**, Embassy Suites, Phoenix, with special guest speaker, **Dan Bifano, "Rosarian to the Stars"**, Rose Show and special achievement awards. Mark your calendars!

**December 6th-Annual MEVRS Holiday Dinner at Val Vista Lake Clubhouse, 6:00 pm.** Catered dinner 7:00 pm and entertainment at one of the best venues in the Valley, all for \$15 per person. Call to reserve your tickets now (Dona at 480-807-3475), buy them at the November meeting, the Rose Show or mail your check to Alta Russell payable to MEVRS. Don't miss out by waiting too long!



**The Rose:  
 Our National  
 Floral Emblem**

*All articles for the newsletter must be submitted to the Editor by the 20th of each month.*


## Mesa-East Valley Rose Society

### Executive Officers

President	Dona Martin
1st Vice President	LeRoy Brady
2nd Vice-President	Donna Dibble
Recording Secretary	Linda Ahlborn
Corresponding Secretary	Pam Thuillez
Treasurer	Alta Russell
Past-President	Steve Sheard

## Rose Lore

Dona L. Martin, Editor  
 Mesa-East Valley Rose Society Inc.  
 PO Box 40394  
 Mesa, AZ 85274-0394



### Board of Directors

Cheryl Doan  
 Bruce Gannon  
 Evelyn Gannon  
 Sam Presley  
 Madge Thomas



Check out our

ARS Award Winning website:

[www.roses4az-mevrs.org](http://www.roses4az-mevrs.org)

*Developers of  
 The Rose Garden at Mesa Community College,  
 the largest public rose garden in  
 the Desert Southwest!*